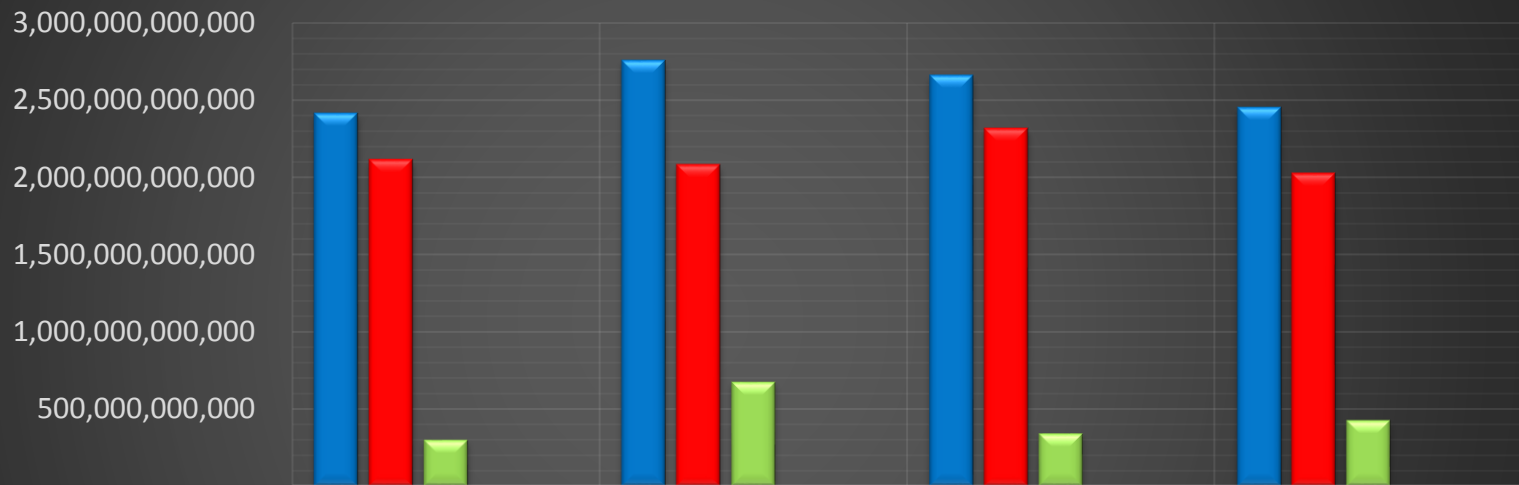
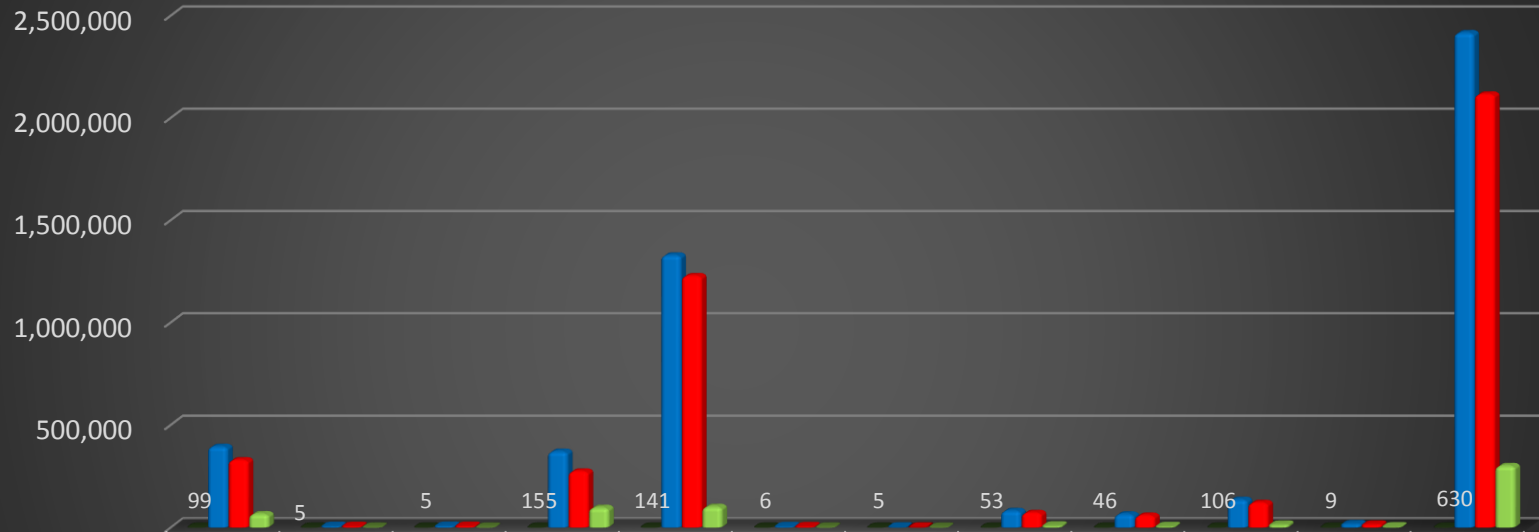


## Capaian *e-Procurement* Kementerian Keuangan Tahun 2014 - 2017



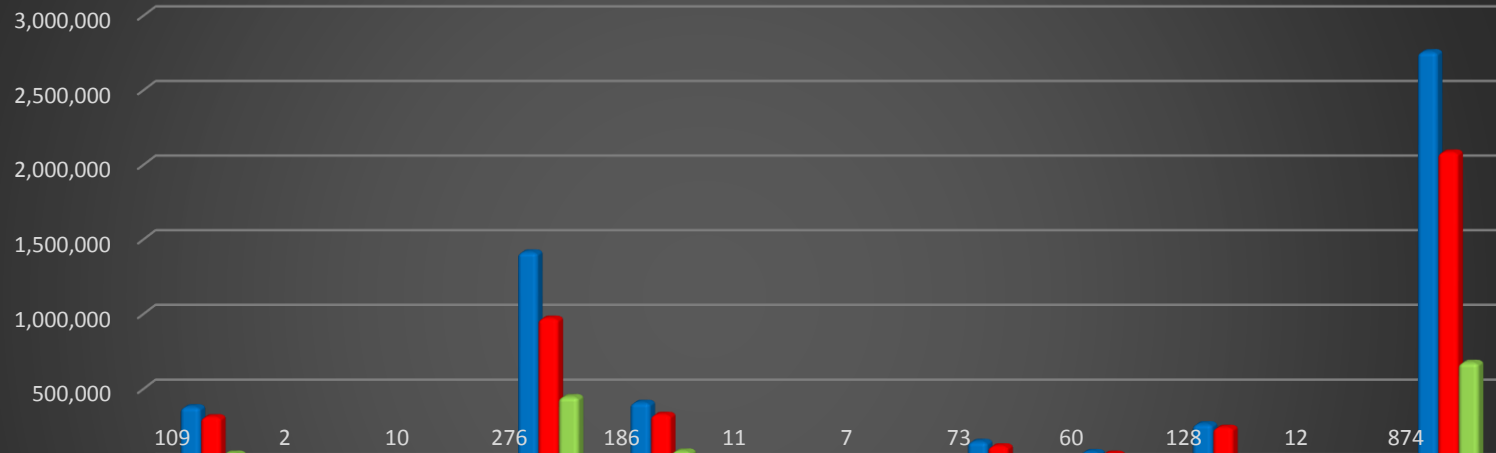
	2014	2015	2016	2017
■ pagu paket	2,414,974,336,957	2,754,620,030,319	2,659,070,597,594	2,452,521,444,283
■ Nilai Hasil lelang	2,114,778,864,247	2,081,821,618,208	2,316,575,964,146	2,025,281,830,733
■ Nilai Penghematan	300,195,472,710	672,798,412,111	342,494,633,448	427,239,613,550
■ Persentase Penghematan (%)	12.4	24.4	12.9	17.4
■ Jumlah Paket	630	874	632	565

## Capaian *e-Procurement* Kementerian Keuangan Tahun 2014 (dalam jutaan rupiah)



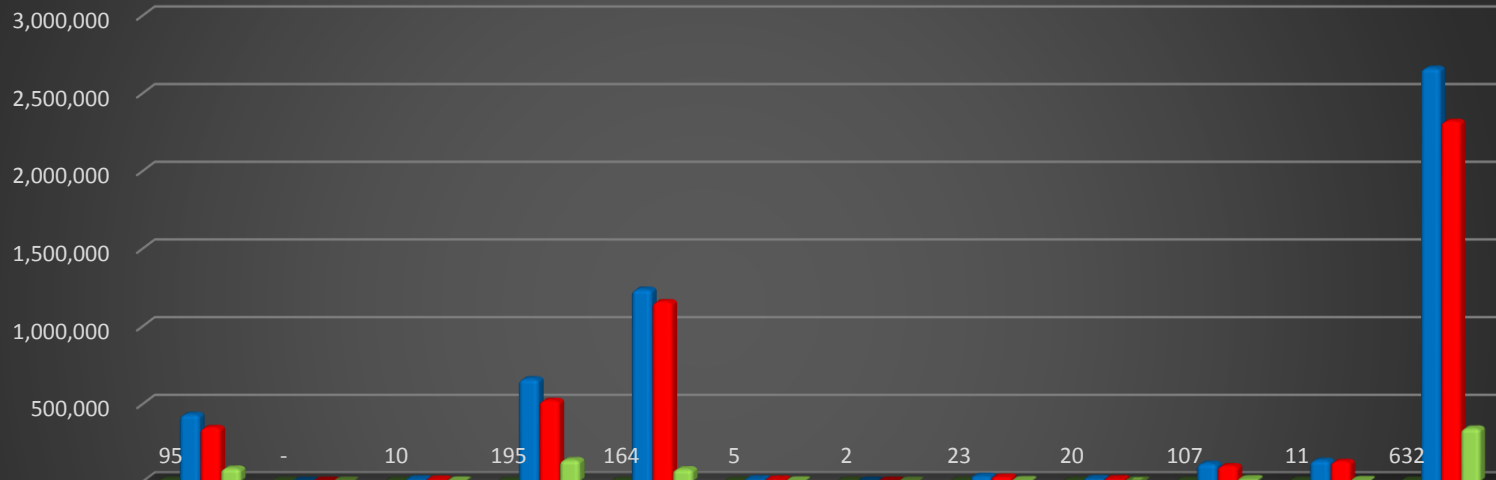
	SETJEN	ITJEN	DJA	DJP	DJBC	DJPK	DJPU	DJPBN	DJKN	BPPK	BKF	TOTAL
Jumlah paket	99	5	5	155	141	6	5	53	46	106	9	630
Jumlah Pagu	393,90	7,247.	8,225.	369,60	1,327,	5,803.	2,661.	81,050	64,065	135,63	19,012	2,414,
Realisasi	328,28	6,439.	7,583.	273,36	1,226,	4,777.	2,365.	71,191	58,189	120,22	15,653	2,114,
Penghematan	65,615	807.65	641.94	96,243	101,05	1,026.	295.84	9,858.	5,876.	15,415	3,359.	300,19

## Capaian *e-Procurement* Kementerian Keuangan Tahun 2015 (dalam jutaan rupiah)



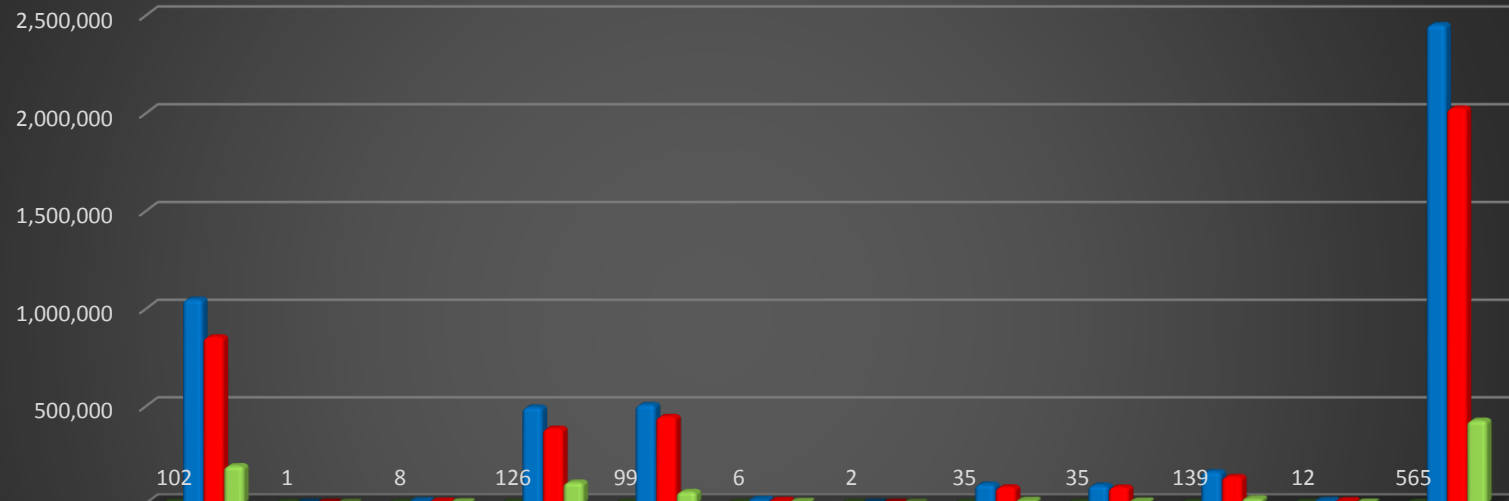
	SETJEN	ITJEN	DJA	DJP	DJBC	DJPK	DJPU	DJPBN	DJKN	BPPK	BKF	TOTAL
▼ Jumlah paket	109	2	10	276	186	11	7	73	60	128	12	874
▣ Jumlah Pagu	376,46	2,620.	29,178	1,411,	405,91	19,093	4,898.	145,13	77,127	262,54	19,938	2,754,
▣ Realisasi	309,68	1,696.	22,519	967,66	325,26	14,640	3,990.	115,13	65,690	239,13	16,410	2,081,
▣ Penghematan	66,784	924.20	6,658.	444,03	80,648	4,453.	908.20	30,004	11,437	23,414	3,528.	672,79

## Capaian *e-Procurement* Kementerian Keuangan Tahun 2016 (dalam jutaan rupiah)



	SETJEN	ITJEN	DJA	DJP	DJBC	DJPK	DJPU	DJPBN	DJKN	BPPK	BKF	TOTAL
▼ Jumlah paket	95	-	10	195	164	5	2	23	20	107	11	632
▣ Jumlah Pagu	430,36	-	14,576	659,12	1,235,	15,141	345.51	35,008	18,479	115,11	135,32	2,659,
▣ Realisasi	345,75	-	11,475	520,11	1,155,	11,835	286.31	28,827	15,992	99,226	127,68	2,316,
▣ Penghematan	84,611	-	3,100.	139,01	80,213	3,305.	59.20	6,181.	2,486.	15,891	7,634.	342,49

## Capaian *e-Procurement* Kementerian Keuangan Tahun 2017 (dalam jutaan rupiah)



	SETJEN	ITJEN	DJA	DJP	DJBC	DJPK	DJPU	DJPBN	DJKN	BPPK	BKF	TOTAL
<span style="color: green;">■</span> Jumlah paket	102	1	8	126	99	6	2	35	35	139	12	565
<span style="color: blue;">■</span> Jumlah Pagu	1,048,	569	12,633	494,37	507,23	21,240	667	98,344	92,402	162,48	14,470	2,452,
<span style="color: red;">■</span> Realisasi	854,80	567	8,822	385,32	445,88	14,001	553	83,304	82,870	137,10	12,041	2,025,
<span style="color: lightgreen;">■</span> Penghematan	193,28	2	3,810	109,04	61,350	7,239	115	15,041	9,533	25,384	2,429	427,23